

ITR410-002 - WIDE-RANGE CEILING MOUNT PIR SENSOR



Device	ITR410-002
Power Supply	EIB Power supply
Power Consumption	10 mA
Inputs	2x Dry contact inputs
Type of Protection	IP 20
Temperature Range	Operation (-5°C...45°C) Storage (-20°C...60°C)
Maximum Air Humidity	< 90 RH
Flammability	Non-flammable product
Color	Light grey and white
Dimensions	84x41.6 mm (ΦxH)
Certification	KNX Certified
Configuration	Configuration with ETS

DESCRIPTION

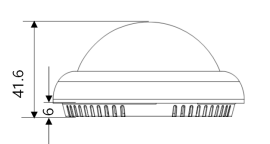
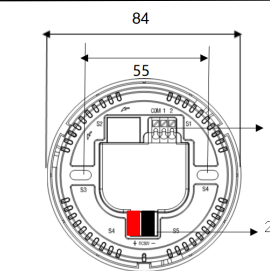
ITR410-002 Ceiling Mount PIR & Lux Sensor is able to sense motion, temperature, and lighting intensity. Designed to be ceiling mounted the PIR sensor is able to detect a presence at up to 24meters away, making it ideal for lighting and security applications. For a tailored detection solution the PIR detection area can be partitioned via ETS software, enabling custom detection zones to be created.

IMPORTANT NOTES

- Special Programming – This device is designed for professional KNX installation. It can only be programmed by ETS software.
- Cable Connections – Do not get wrong connection for Black and Red wires
- Mounting Location –Installed indoors, to avoid installed near the air-conditioning vent, away from the heat producer.
- Bus Voltage - The input of voltage must be between 21-30VDC.
- Installation position – Indoor, keep it away from AC outlet and heat source.
- Do not let the module come into contact with liquids and do not get AC voltage into Bus wire, it will damage all of devices in system

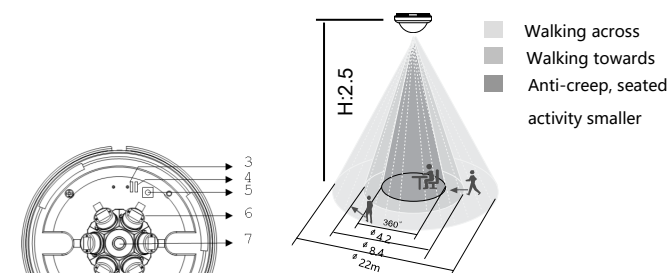
CONNECTION DIAGRAM

1. Dry contact, from left are Com, dry contact 1, dry contact 2
2. KNX/EIB interface
3. Programming LED (VE7): For indicating normal mode (LED Off) or addressing mode (LED On); it is automatically Off once the physical address has been modified, or idle mode (LED Off)
4. Working LED (VE8): detect any movement LED will ON. The LED state can be set.
5. Programming button
6. IR detectors: each detector has specified number that could be set enable or disable individually for different zone detect. The specified number are S1, S2, S3, S4, S5, S6
7. LUX sensor



FUNCTIONS

- The multi-function motion sensor can report movement status, temperature, Lux or dry contacts status to KNX system.
- The 24M Sensor detect range can be up to 22 meters, recommended assembly height is 2.5 m.
- The multi-function motion sensor supports constant brightness output.
- It can controls for Switch control, Absolute dimming control, Shutter control, Alarm control, Percentage control, Sequence control, Scene control, String control, Logic combination control.
- With function of constant brightness: keep the lux in the constant value, will dim the lights to the corresponding intensity according to the surrounding brightness.
- The logic validity can be set by dry contact or external telegram, enable end-user to enable or disable the preset logics.
- The work mode include single mode and Master & Slave mode. One master sensor can be used in conjunction with multiple slave sensors, When slave sensor detects the movement, will send the data to master sensor, then the master sensor will control the targets.



Mounting height	Seated activity	Walking towards	Walking across
2.5m	4.2m	8.4m	22m
3m	4.6m	9.6m	23.2m
4m	5.2m	10.6m	24.8m
5m	6.7m	11.5m	27.6m